

CHELAN COUNTY

MONTHLY FINANCIAL REPORT

MARCH 2012



HIGHLIGHTS:

General Fund summary, projected and actual:

	Projected Year-to-Date	Actual Year-to-Date
Revenue	4,474,608	4,608,457
Expenditures	7,479,624	7,380,978
Net Income (Deficit)	(3,005,016)	(2,772,521)
Beginning Fund Balance	1,600,000	2,231,455
Current Fund Balance	(1,405,016)	(541,066)
Ending Cash Balance		925,548

The above projected numbers do not include emergency appropriations or unbudgeted revenue. Expenditures, revenues, and fund balances in this report are compiled on the modified accrual basis.



Prepared by:
Brad Posenjak, CPA
 Chief Deputy Auditor
 (509) 667-6655
brad.posenjak@co.chelan.wa.us

Previous monthly financial reports are available at http://www.co.chelan.wa.us/ad/accounting/county_budget.htm

GENERAL FUND - BY CATEGORY

Through March 31, 2012

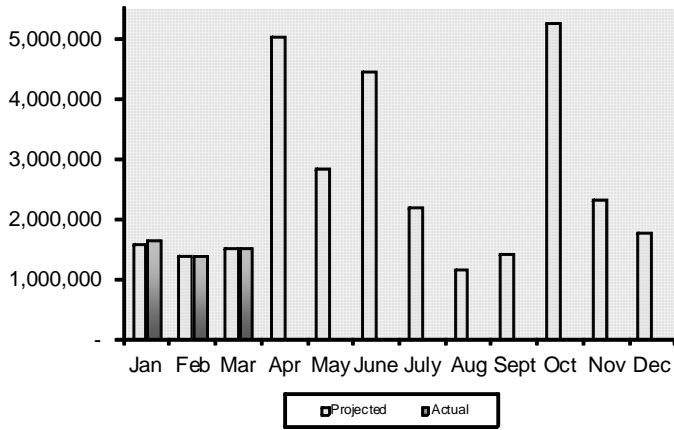
REVENUE	Month-To-Date			Year-To-Date		
	Projected	Actual	Variance	Projected	Actual	Variance
Property Tax	515,544	493,055	(22,489)	731,846	802,255	70,409
Sales Tax	270,360	333,106	62,745	1,126,027	1,208,743	82,716
Prop. Tax Penalty & Interest	42,033	80,121	38,088	176,433	230,082	53,649
Building and Planning Fees	76,654	83,677	7,023	188,520	180,037	(8,483)
PILT	0	0	0	0	0	0
PUD Priviledge Tax	0	0	0	0	0	0
Liquor X & P	22,476	19,629	(2,847)	35,240	33,559	(1,681)
Wenatchee Court	13,865	22,676	8,811	33,640	43,571	9,931
Law Enforcement Contracts	49,731	50,632	900	596,777	562,256	(34,521)
Recording Fees	11,949	11,940	(9)	33,331	33,936	605
Motor Vehicle Licensing	34,293	32,933	(1,360)	83,241	84,701	1,460
Probation Services	26,129	27,252	1,122	64,404	61,740	(2,664)
Interfund Payments	61,806	51,792	(10,014)	302,898	291,677	(11,221)
Court Fines	72,774	47,851	(24,923)	201,771	148,657	(53,114)
Treasury Interest	4,813	9,978	5,165	26,011	29,830	3,820
Grants\Entitlements	136,918	139,288	2,370	466,299	448,041	(18,258)
Other *	178,047	134,184	(43,864)	408,170	449,372	41,202
TOTAL	1,517,394	1,538,112	20,718	4,474,608	4,608,457	133,849

EXPENDITURES	Month-To-Date			Year-To-Date		
	Projected	Actual	Variance	Projected	Actual	Variance
10 - Salaries & Wages	1,172,960	1,168,447	(4,513)	3,521,126	3,462,771	(58,355)
20 - Personnel Benefits	478,360	460,239	(18,121)	1,415,196	1,365,696	(49,500)
30 - Supplies	42,782	64,356	21,574	108,397	199,424	91,027
40 - Other Services/Charges	354,253	353,529	(724)	1,136,834	1,025,366	(111,468)
50 - Intergovernmental Svcs	30,807	48,016	17,208	80,849	123,994	43,145
90 - Interfund Payments	484,344	472,889	(11,456)	1,217,222	1,203,727	(13,495)
00 - Reclassifications	0	0	0	0	0	0
TOTAL	2,563,506	2,567,475	3,969	7,479,624	7,380,978	(98,646)

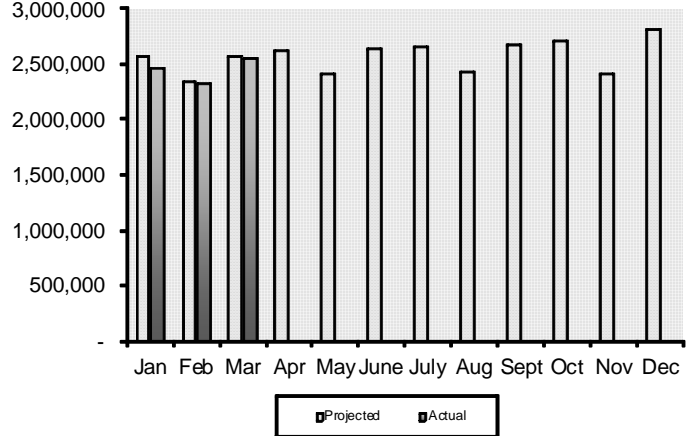
Projected columns are calculated by comparing actuals from the past five years on a monthly basis.
The monthly averages are then applied to the 2012 budget.

* Other revenues include various small fees, grants, and state funds.

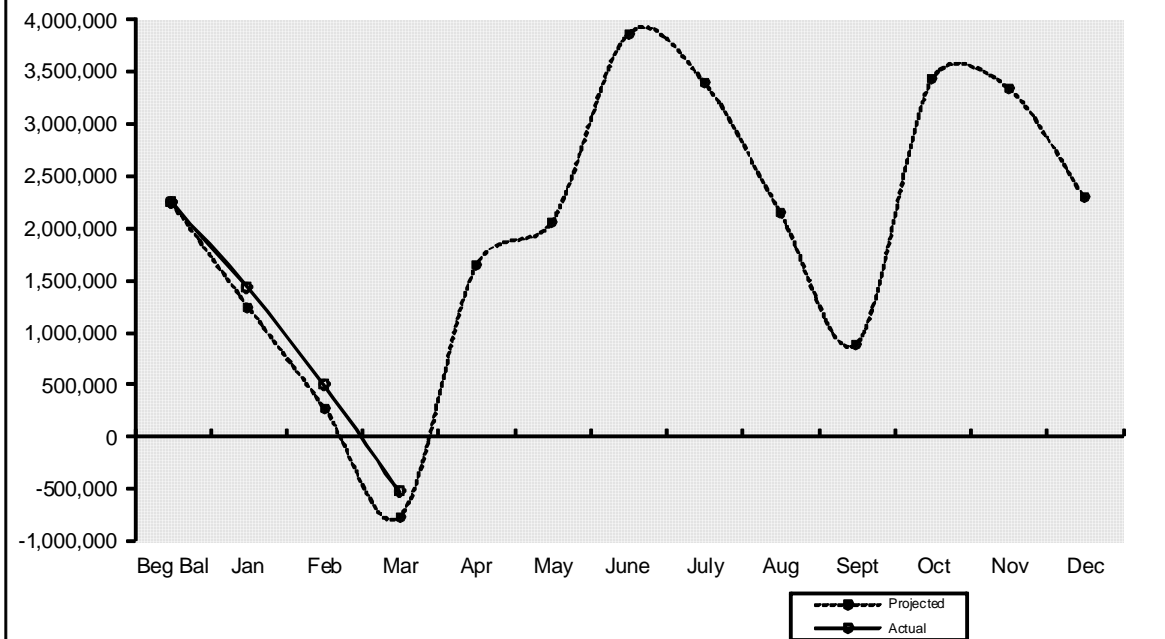
MONTHLY GENERAL FUND REVENUES



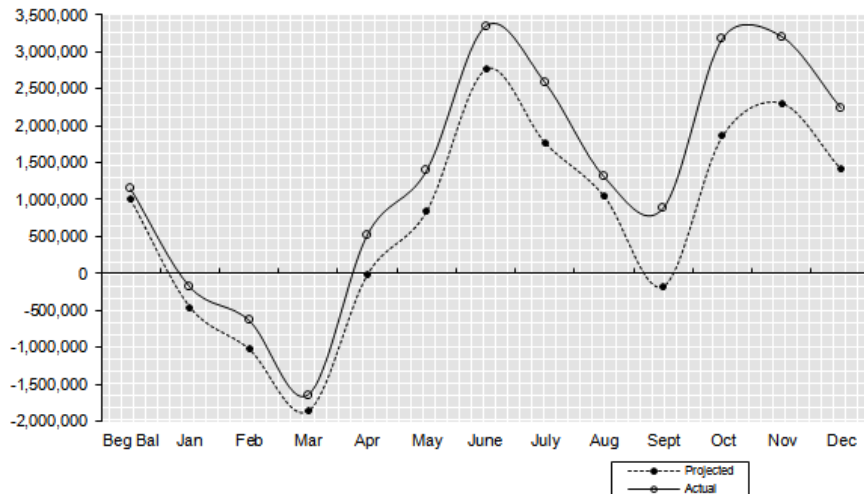
MONTHLY GENERAL FUND EXPENDITURES



2012 GENERAL FUND BALANCE



2011 GENERAL FUND BALANCE



REVENUE

Through March 31, 2012

GENERAL FUND

Dept # / Department	2012 Budget	2012 Actual	Balance	Percent Received
010 Reserve	0	93	(93)	100.0%
010 Assessor	40	4	36	10.9%
015 Auditor	853,967	160,421	693,546	18.8%
020 Community Development	1,011,307	188,270	823,037	18.6%
040 Clerk	786,515	235,324	551,191	29.9%
045 Commissioners	9,153,453	1,417,030	7,736,423	15.5%
050 Coroner	15,000	9,835	5,165	65.6%
052 Information Technology	107,444	26,861	80,583	25.0%
055 Facilities Maintenance	634,294	156,367	477,927	24.7%
065 District Court	1,319,653	235,467	1,084,186	17.8%
066 District Court Probation	306,529	62,135	244,394	20.3%
075 Extension Services	56,385	4,283	52,102	7.6%
085 Juvenile Services	653,997	115,104	538,893	17.6%
105 Non-Departmental	623,440	81,648	541,792	13.1%
139 Child Support Enforcement	402,638	25,928	376,710	6.4%
140 Prosecuting Attorney	561,841	94,853	466,988	16.9%
145 Sheriff *	2,760,926	655,586	2,105,340	23.7%
155 Superior Court System	89,951	41,198	48,753	45.8%
165 Treasurer	1,093,218	295,795	797,423	27.1%
170 Property Taxes	10,572,216	802,255	9,769,961	7.6%
TOTALS	31,002,814	4,608,457	26,394,357	14.9%

SPECIFIC FUNDS

Fund	2012 Budget	2012 Actual	Balance	Percent Received
110 County Roads	17,422,317	1,086,189	16,336,128	6.2%
119 Ohme Gardens	206,690	8,888	197,802	4.3%
125 Horticulture	121,758	6,623	115,135	5.4%
128 Noxious Weed	299,951	21,945	278,006	7.3%
180 Natural Resources	3,977,152	28,190	3,948,962	0.7%
405 Wenatchee River Park	242,250	8,538	233,712	3.5%
410 Expo Center	146,162	22,376	123,786	15.3%
411 Fair	173,500	0	173,500	0.0%
450 Regional Justice Center	8,179,838	2,268,829	5,911,009	27.7%

* Includes additional revenue budget than what was originally budgeted

EXPENDITURES

Through March 31, 2012

GENERAL FUND

Dept # / Department	2012 Budget	Budget Adjs	2012 Actual	Balance	Percent Expended
010 Assessor	1,107,849	0	250,269	857,580	22.6%
015 Auditor	1,058,166	0	262,326	795,840	24.8%
016 Board of Equalization	7,045	0	968	6,077	13.7%
020 Community Development	1,476,894	0	319,642	1,157,252	21.6%
030 Civil Service Comm	11,097	0	729	10,368	6.6%
040 Clerk	1,014,020	0	258,212	755,808	25.5%
045 Commissioners	657,054	0	167,091	489,963	25.4%
050 Coroner	168,850	0	35,556	133,294	21.1%
052 Information Technology	600,422	0	134,070	466,352	22.3%
055 Facilities Maintenance	1,466,271	0	302,092	1,164,179	20.6%
065 District Court	1,131,163	7,708	270,202	868,669	23.7%
066 District Court Probation	405,227	0	98,762	306,465	24.4%
075 Extension Services	275,735	0	56,958	218,777	20.7%
085 Juvenile Services	2,598,999	0	615,621	1,983,378	23.7%
105 Non-Departmental	7,215,183	0	1,682,439	5,532,744	23.3%
139 Child Support Enforcement	354,044	0	74,354	279,690	21.0%
140 Prosecuting Attorney	1,792,224	0	447,827	1,344,397	25.0%
145 Sheriff	7,982,690	75,000	2,032,012	6,025,678	25.2%
155 Superior Court System	963,606	0	227,421	736,185	23.6%
165 Treasurer	577,206	0	144,427	432,779	25.0%
TOTALS	30,863,745	82,708	7,380,978	23,565,475	23.9%

SPECIFIC FUNDS

Fund	2012 Budget	Budget Adjs	2012 Actual	Balance	Percent Expended
110 County Roads	17,803,477	0	1,844,667	15,958,810	10.4%
119 Ohme Gardens	227,142	0	32,378	194,764	14.3%
125 Horticulture	134,149	0	17,072	117,077	12.7%
128 Noxious Weed	311,633	0	54,454	257,179	17.5%
180 Natural Resources	3,999,676	0	231,809	3,767,867	5.8%
405 Wenatchee River Park	266,345	0	25,289	241,056	9.5%
410 Expo Center	136,308	0	36,182	100,126	26.5%
411 Fair	172,166	0	2,806	169,360	1.6%
450 Regional Justice Center	8,430,974	0	2,060,460	6,370,514	24.4%

CASH & INVESTMENTS

Fund	January 31, 2012 Cash & Investments	February 29, 2012 Cash & Investments	March 31, 2012 Cash & Investments
010 General	2,795,897	1,856,250	925,548
110 County Roads	2,805,531	3,110,024	3,387,469
119 Ohme Gardens	85,116	77,419	72,186
125 Horticulture Pest & Disease	21,284	31,546	30,092
128 Noxious Weed	5,880	6,063	8,020
140 Cashmere-Dryden Airport	24,475	34,218	32,482
180 Natural Resources	138,956	126,393	72,148
190 Criminal Justice Tax	1,224,356	1,288,426	1,331,001
301 REET 1	1,134,124	1,143,076	1,154,721
405 Wenatchee River Park	64,853	60,136	58,115
410 Expo Center	24	5,278	1,189
411 Fair	14,592	14,153	14,134
450 Regional Justice Center	1,097,472	1,055,558	1,057,631
510 ER&R	1,730,172	1,706,010	1,707,497
526 Health Insurance	230,714	234,066	240,256
Motor Pool	299,113	243,313	279,719
535 Unemployment Comp	102,711	94,581	107,319
540 Tort Claims & Insurance	64,436	36,729	22,424

Accounts Receivable Outstanding Older than 30 days

Auditor

010015-01227	4/5/2010	North Meridian Title & Escrow	682.00
010015-01237	4/16/2010	North Meridian Title & Escrow	5,509.00
010015-01242	5/7/2010	North Meridian Title & Escrow	4,410.00
010015-01252	5/19/2010	North Meridian Title & Escrow	5,889.00
010015-01256	6/2/2010	North Meridian Title & Escrow	5,216.00
010015-01266	6/21/2010	North Meridian Title & Escrow	5,265.00
010015-01270	7/1/2010	North Meridian Title & Escrow	7,446.00
010015-01281	7/19/2010	North Meridian Title & Escrow	3,019.00
010015-01517	12/21/2011	Chelan Co Fire Dist No 10	50.00
010015-01519	12/21/2011	Hospital District No 1	3,369.83

Community Development

010020-00130	10/3/2011	Chelan Co Natural Resources	380.53
--------------	-----------	-----------------------------	--------

Clerk

010040-00539	1/27/2012	N Smith Hagopian	200.00
010040-00544	1/27/2012	Drewelow, Woolett Johnson	500.00

Sheriff

010145-00975	12/31/2011	State of WA - Stop Grant	17,804.00
010145-00978	2/2/2012	Grant County DEM	30,939.15
010145-00984	2/24/2012	Grant County DEM	864.80
010145-00985	2/24/2012	Grant County DEM	145.00

Noxious Weed

128001-00042	1/3/2012	WA St Dept of Fish & Wildlife	351.50
128001-00043	1/3/2012	WA St Dept of Natural Resourc	439.94

Community Services & Housing

163001-00014	10/7/2010	DCTED - OCD - Housing Div	22,727.95
--------------	-----------	---------------------------	-----------

Public Education

420001-00017	2/9/2012	Washington State University	9,237.65
420001-00018	2/9/2012	Washington State University	10,114.88
420001-00019	2/9/2012	Washington State University	10,912.09

Public Works

401001-01493	8/19/2010	Tiedeman Construction	4,969.00
403001-00271	2/6/2012	WA St Dept of Ecology	27,483.98
510004-01376	12/1/2011	Chelan County Juvenile	2.00
510004-01416	12/31/2011	Chelan County Sheriff	92.10

Natural Resources

180001-00708	12/31/2011	WA St Dept of Ecology	9,191.01
180001-00713	12/31/2011	National Fish & Wildlife Found	2,022.12
180001-00714	12/31/2011	National Fish & Wildlife Found	18,641.10
180001-00717	12/31/2011	WA St Dept of Ecology	16,769.66
180001-00719	12/31/2011	WA St Dept of Ecology	0.14
180001-00720	12/31/2011	Emergency Management WA	1,136.31
180001-00722	12/31/2011	Recreation/ Conservation Office	36,257.59
180001-00723	12/31/2011	Recreation/ Conservation Office	7,511.33
180001-00724	12/31/2011	Recreation/ Conservation Office	3,897.24

Regional Justice Center

450001-01865	05/24/2011	DHS/ICE	147.00
450001-01876	06/06/2011	DHS/ICE	367.50
450001-01909	07/05/2011	DHS/ICE	955.50
450001-01941	08/02/2011	DHS/ICE	294.00
450001-01944	08/02/2011	Score	2,730.00
450001-01973	09/05/2011	DHS/ICE	441.00
450001-02014	10/04/2011	DHS/ICE	220.50
450001-02036	10/19/2011	Douglas County	505.94
450001-02052	11/02/2011	DHS/ICE	1,617.00
450001-02072	11/17/2011	Douglas County	6,075.77
450001-02083	12/05/2011	DHS/ICE	588.00
450001-02114	12/31/2011	DHS/ICE	661.50
450001-02142	02/02/2012	DHS/ICE	882.00
450001-02153	02/06/2012	YWCA	218.50
450001-02154	02/15/2012	Department of Corrections	417.35

Health Insurance

526001-00003	12/31/2010	Daryl Mathena	1,441.03
526001-00004	3/8/2011	Daryl Mathena	458.78

If any of these outstanding receivables have been paid, will not be paid, or need adjustment,
please contact the Chelan County Auditor's Accounting Office.